

Work Zone Traffic Control Inspection Ratings Report 2022

State Maintained Highway System - IS, US, MD



Prepared By

**Traffic Development and Support Division
Office of Traffic and Safety**

TABLE OF CONTENTS

Summary..... 1
 Inspection Ratings..... 1
 Concerns..... 1
Work Zone Traffic Control Inspection Rating Results..... 2
 Average District WZTC Setup Inspection Ratings For All Types of Work..... 3
 District 1 WZTC Ratings..... 4
 District 2 WZTC Ratings..... 5
 District 3 WZTC Ratings..... 6
 District 4 WZTC Ratings..... 7
 District 5 WZTC Ratings..... 8
 District 6 WZTC Ratings..... 9
 District 7 WZTC Ratings..... 10

SUMMARY

This report is intended to evaluate the performance of the Maryland State Highway Administration (SHA) and track our progress toward safer work zones. Our aim is to have continuous improvement in this important area.

Inspection Ratings

This report summarizes the work zone traffic control inspection ratings for all Districts. The Maryland State Highway Administration (SHA) conducted approximately **4572** work zone traffic control inspections in 2022. The inspections show that the average overall rating for all the Districts is “**B**”.

Concerns

“Some 11 people lost their lives in construction/maintenance work zone crashes in Maryland in 2022.”

The following is a summary of the main concerns related to temporary traffic control (TTC) setups based on the review of inspection reports and discussions with TTC inspectors’ group.

Signs

- SHA Typical or TCP not followed
- Poor reflectivity
- Wrong sign type
- Improper sign legend (dirty, damaged)
- Incorrect message
- Inappropriate/contradictory signs not covered/removed
- Improper sign support
- Omitted Signs

Arrow Panels

- Missing arrow panel
- Missing bulbs

Portable Variable Message Signs

- Incorrect, non-relevant message
- Malfunctioning elements (LCDs)

Channelizing devices

- Incorrect spacing
- Damaged, dirty or non-reflective
- Missing or poor reflectivity

General

- Traffic control devices used are not NCHRP-350 approved
- Incorrect taper
- Improper barrier end treatment
- Use of non-certified flagger or no flaggers
- Non-standard pavement markings
- Mowers without lights and traveling against traffic

WORK ZONE TRAFFIC CONTROL (WZTC) INSPECTION RATING RESULTS

“SHA conducted approximately 4572 work zone traffic control inspections in 2022.”

In 2022, the Maryland State Highway Administration (SHA) conducted approximately **4572** work zone traffic control inspections. Typically, SHA District inspectors performed these inspections. In some cases, traffic engineers in the Districts and/or the Office of Traffic & Safety were also involved in these inspections. The inspections were performed for different types of work zones, but primarily for AMD, bridges, construction, etc.

The following is a listing of projects/jobs, the approximate number of inspections that were recorded for each, and the corresponding rating.

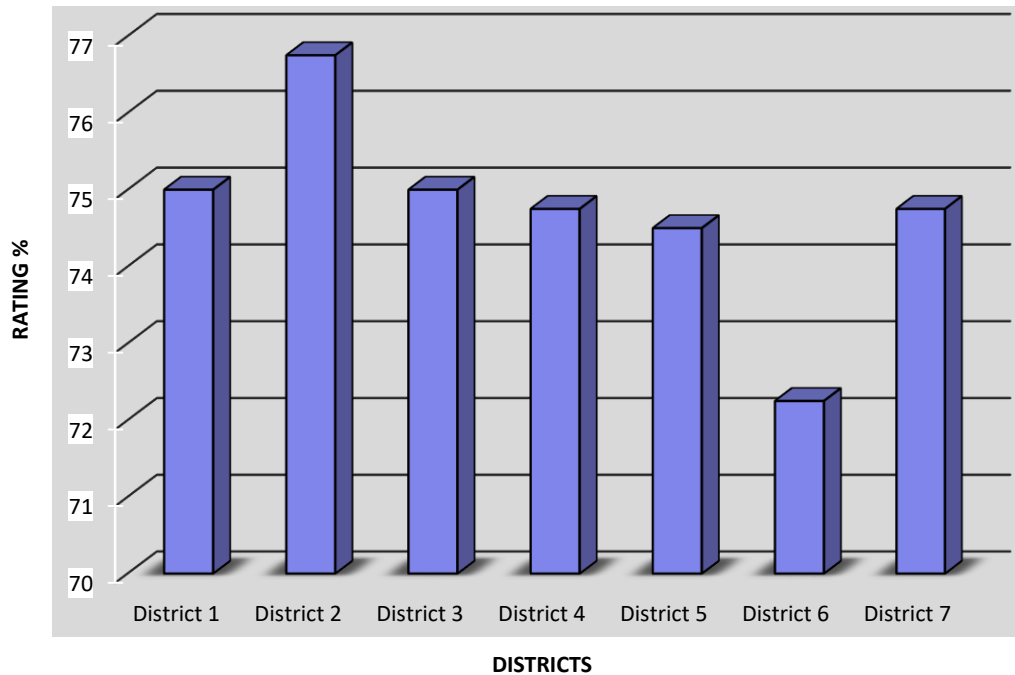
“The average overall rating for all the Districts is ‘B’.”

Type of Work	Number of Inspections*	Rating
AMD	42	B
Bridge	276	B
Construction	2106	B
Maintenance	1091	B
OOTS	33	B
Utilities	840	B
Other	101	B
None	83	B
*TOTAL	4572	B

Inspectors will rank the work zone based on safety and temporary traffic control standards. The rating system ranges from 0 to 4. Each number represents a letter grade. A (3.5 - 4) Exceeds State of MD standard | B (2.5 - 3.49) Meets State of MD standard | C (2.0 - 2.49) Below State of MD standard | F (0) Fatal Flaw

This report summarizes the ratings received by the different types of work zones in each District. The goal was to achieve an overall minimum grade of “B” in each District. The inspections have revealed that the overall ratings in the Districts range from “**2.89** to **3.07**”. The average overall rating for all the Districts is “**B**” (a slight decline over 2021 rating results)

AVERAGE DISTRICT WZTC SETUP INSPECTION RATINGS FOR ALL TYPES OF WORK, JANUARY - DECEMBER 2022

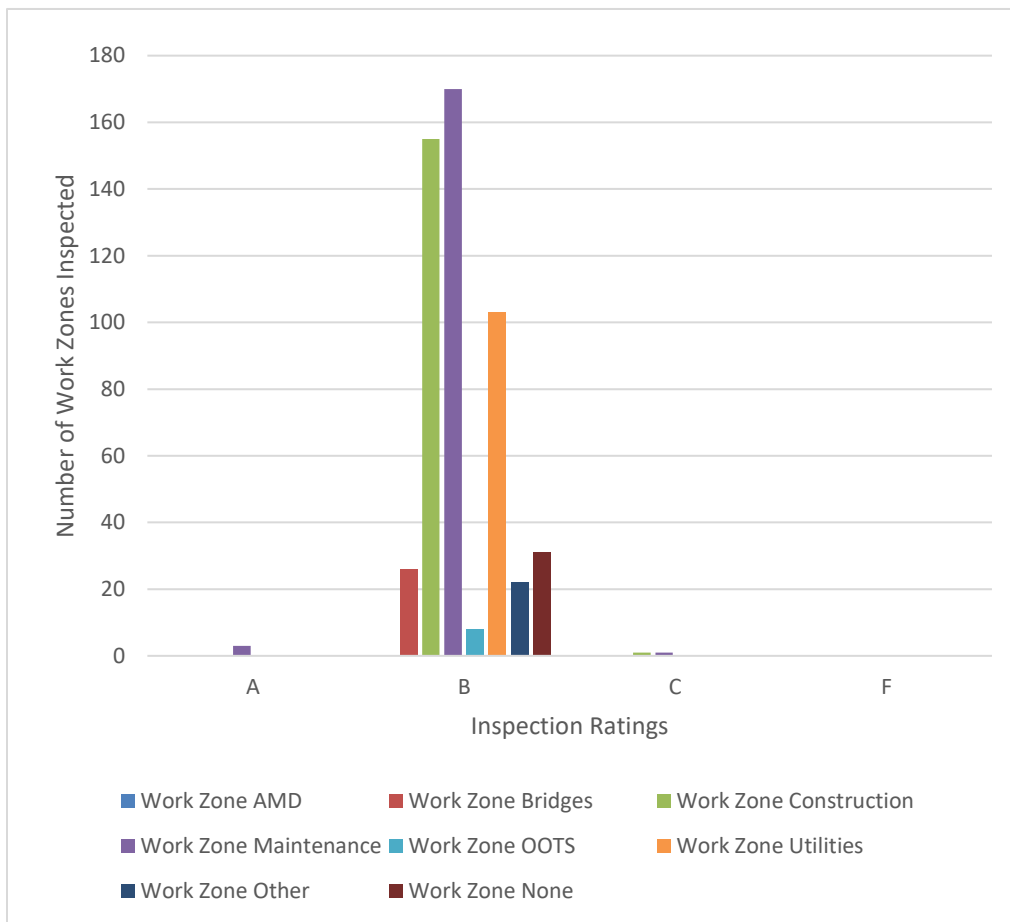


DISTRICTS	RATING %
DISTRICT 1	75.00
DISTRICT 2	76.75
DISTRICT 3	75.00
DISTRICT 4	74.75
DISTRICT 5	74.50
DISTRICT 6	72.25
DISTRICT 7	74.75

GRADE LETTER	RANGE %
A	87.50 - 100
B	62.50 - 87.25
C	50.00 - 62.25
F	0

WZTC Ratings Summary (District - 1)

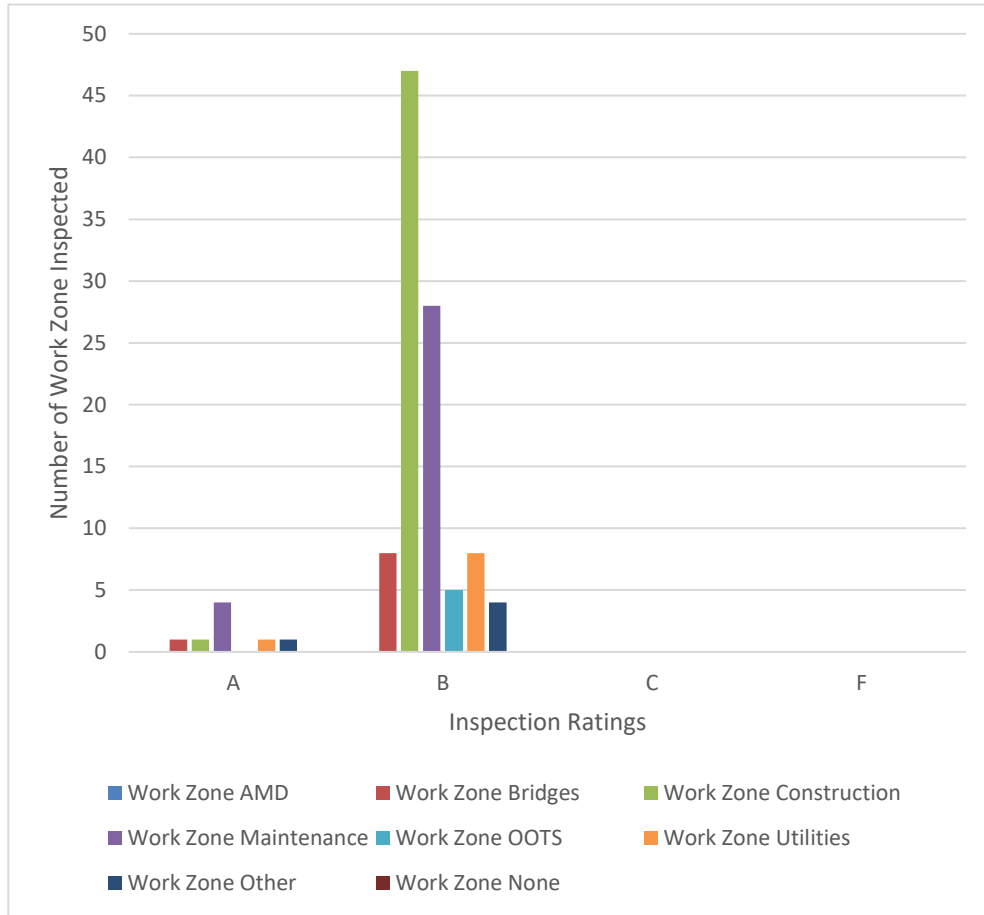
Jan - Dec 2022



Ratings	Different WZ Types								Grade Totals
	AMD	Bridges	Construction	Maintenance	OOTS	Utilities	Other	None	
A	0	0	0	3	0	0	0	0	3
B	0	26	155	170	8	103	22	31	515
C	0	0	1	1	0	0	0	0	2
F	0	0	0	0	0	0	0	0	0
TOTALS									
Total Inspections	0	26	156	174	8	103	22	31	520
Avg Score	0	3	2.99	3.01	3	3	3	3	

Total Average	3
---------------	---

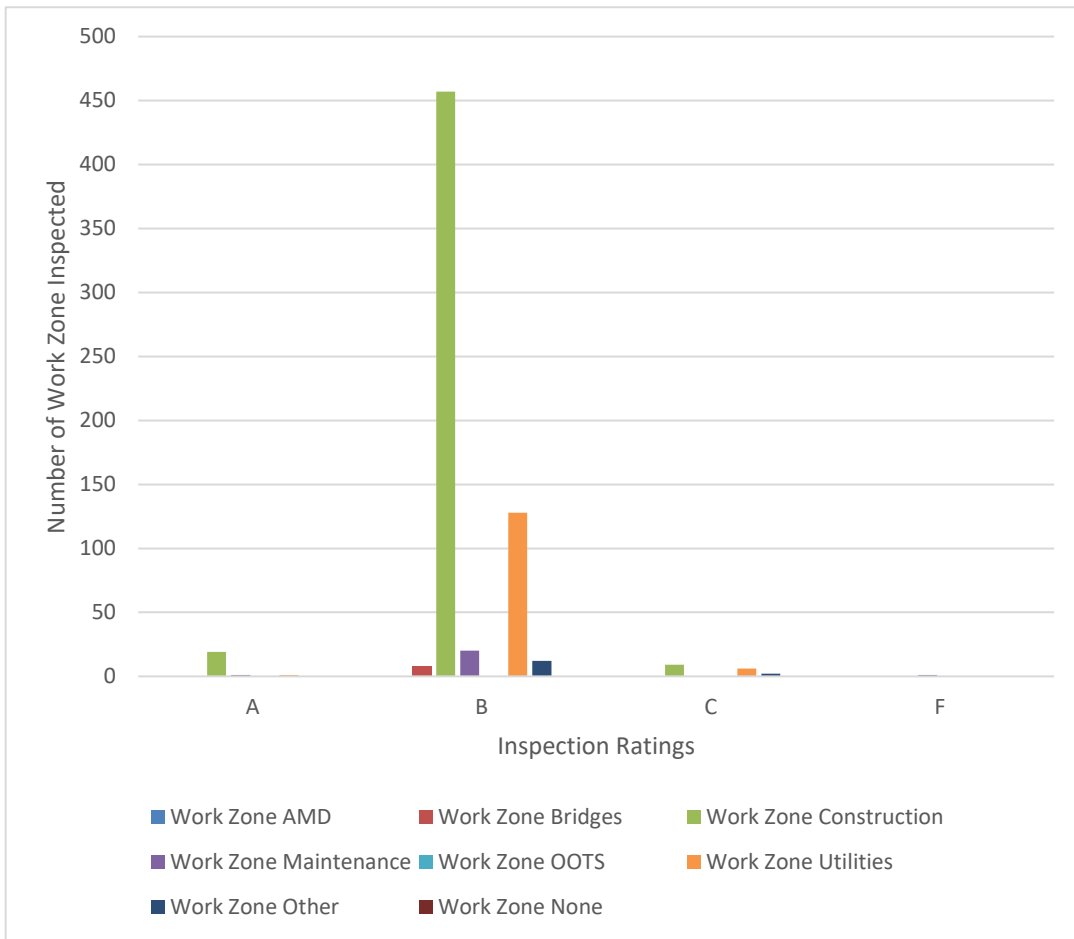
WZTC Ratings Summary (District - 2)
Jan - Dec 2022



Ratings	Different WZ Types								Grade Totals
	AMD	Bridges	Construction	Maintenance	OOTS	Utilities	Other	None	
A	0	1	1	4	0	1	1	0	8
B	0	8	47	28	5	8	4	0	100
C	0	0	0	0	0	0	0	0	0
F	0	0	0	0	0	0	0	0	0
TOTALS									
Total Inspections	0	9	48	32	5	9	5	0	108
Avg Score	0	3.11	3.02	3.13	3	3.11	3.2	0	

Total Average	3.07
---------------	------

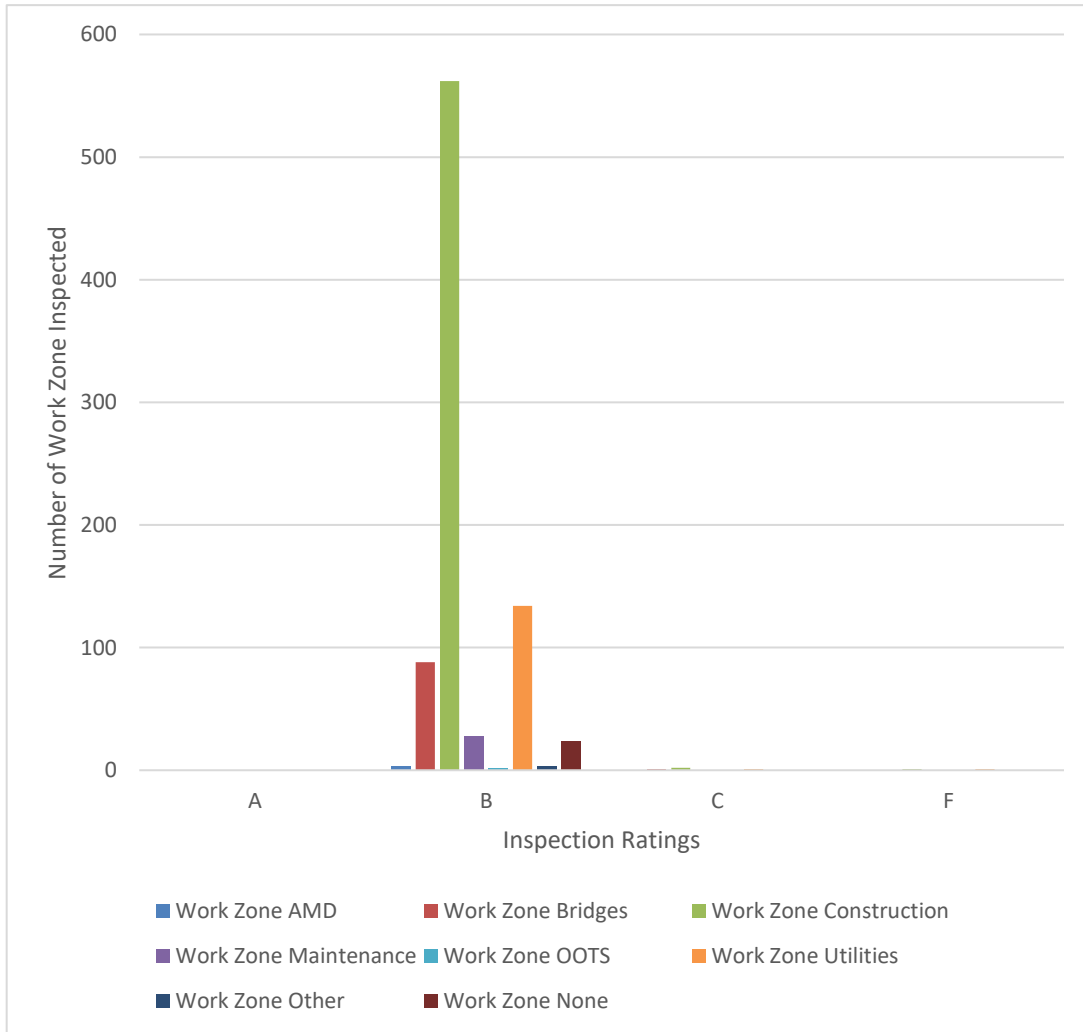
**WZTC Ratings Summary (District - 3)
Jan - Dec 2022**



Ratings	Different WZ Types								Grade Totals
	AMD	Bridges	Construction	Maintenance	OOTS	Utilities	Other	None	
A	0	0	19	1	0	1	0	0	21
B	0	8	457	20	0	128	12	0	625
C	0	0	9	0	0	6	2	0	17
F	0	0	0	1	0	0	0	0	1
TOTALS									
Total Inspections	0	8	485	22	0	135	14	0	664
Avg Score	0	3	3.02	2.91	0	2.96	2.86	0	

Total Average	3
---------------	---

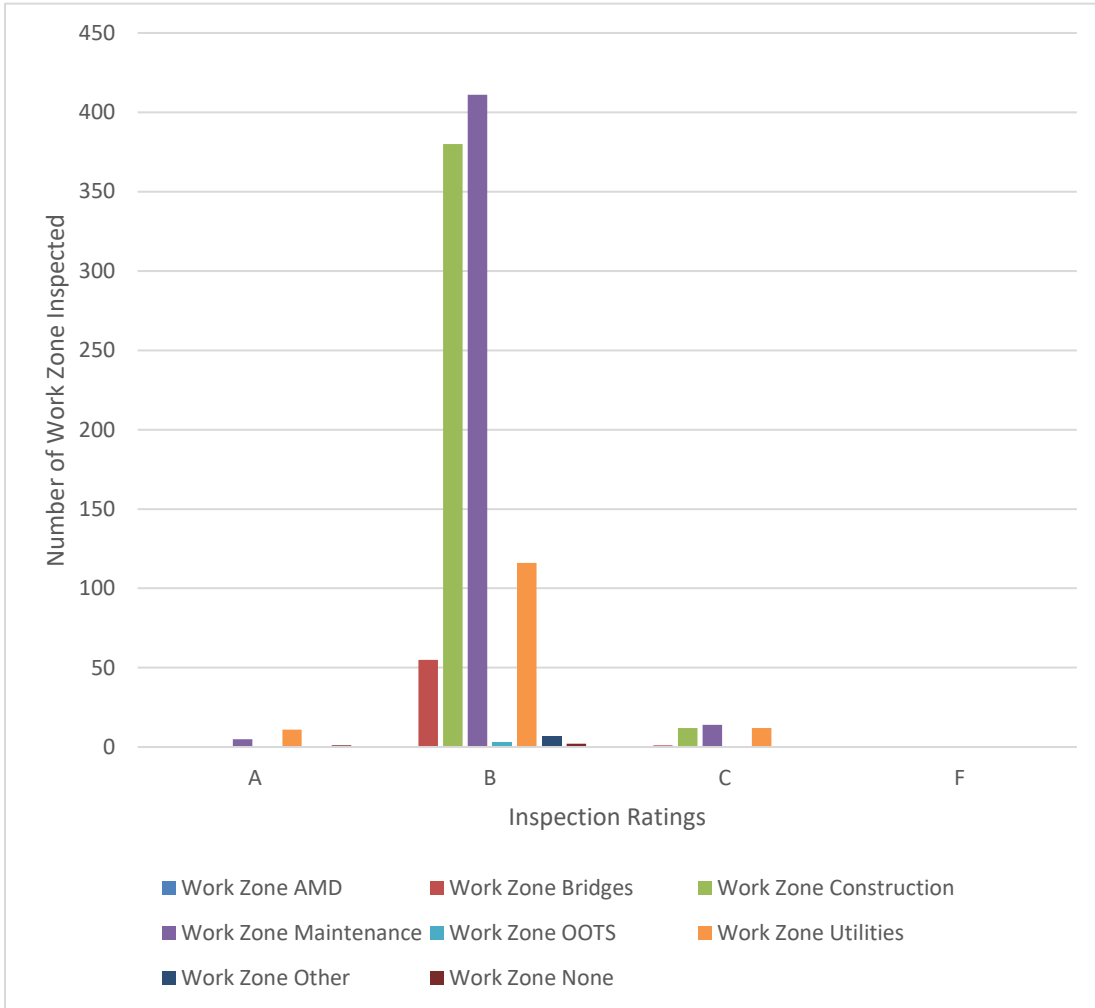
WZTC Ratings Summary (District - 4)
Jan - Dec 2022



Ratings	Different WZ Types								Grade Totals
	AMD	Bridges	Construction	Maintenance	OOTS	Utilities	Other	None	
A	0	0	0	0	0	0	0	0	0
B	3	88	562	28	2	134	3	24	844
C	0	1	2	0	0	1	0	0	4
F	0	0	1	0	0	1	0	0	2
TOTALS									
Total Inspections	3	89	565	28	2	136	3	24	850
Avg Score	3	2.99	2.99	3	3	2.97	3	3	

Total Average	2.99
---------------	------

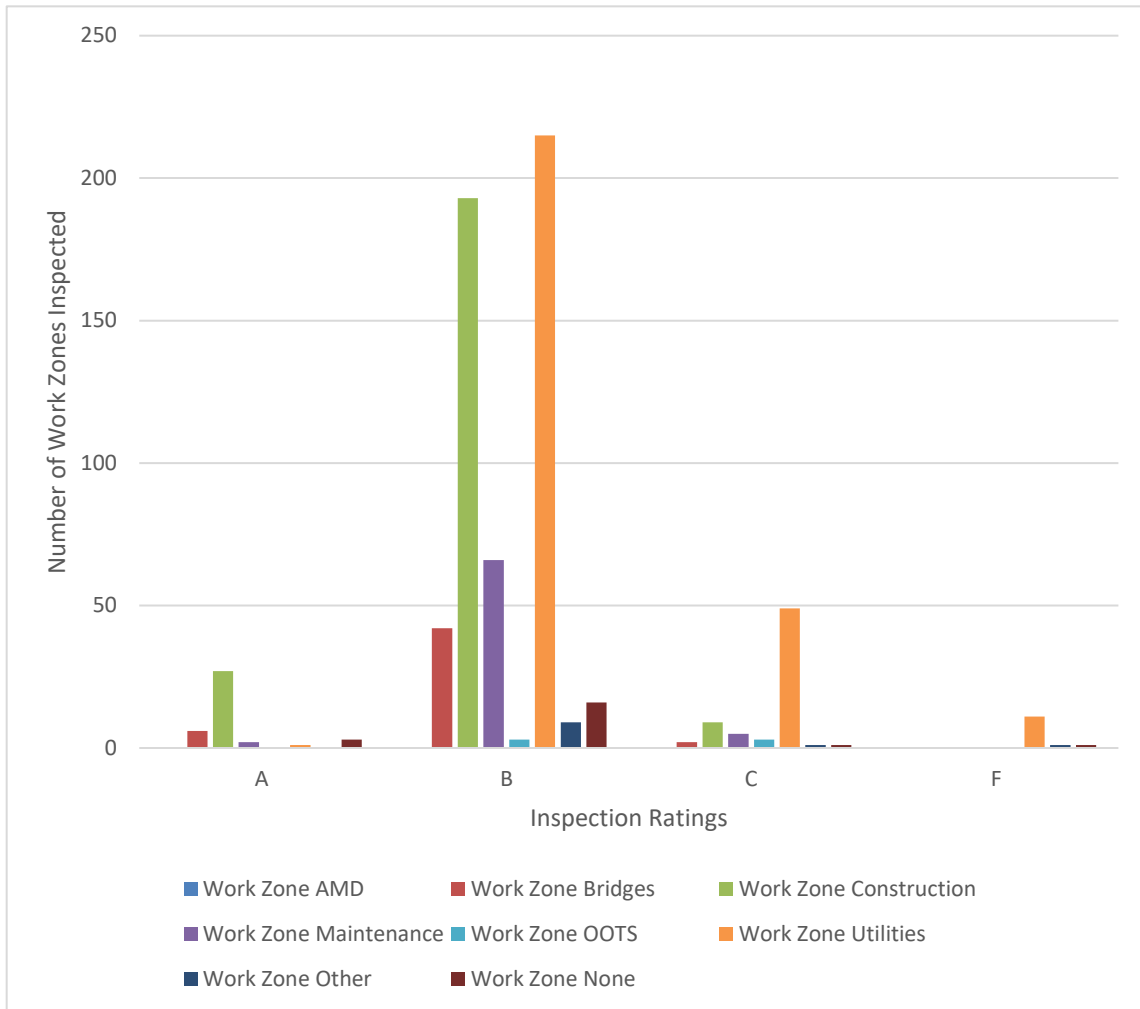
**WZTC Ratings Summary (District - 5)
Jan - Dec 2022**



Ratings	Different WZ Types								Grade Totals
	AMD	Bridges	Construction	Maintenance	OOTS	Utilities	Other	None	
A	0	0	0	5	0	11	0	1	17
B	0	55	380	411	3	116	7	2	974
C	0	1	12	14	0	12	0	0	39
F	0	0	0	0	0	0	0	0	0
TOTALS									
Total Inspections	0	56	392	430	3	139	7	3	1030
Avg Score	0	2.98	2.97	2.98	3	2.99	3	3.33	

Total Average	2.98
---------------	------

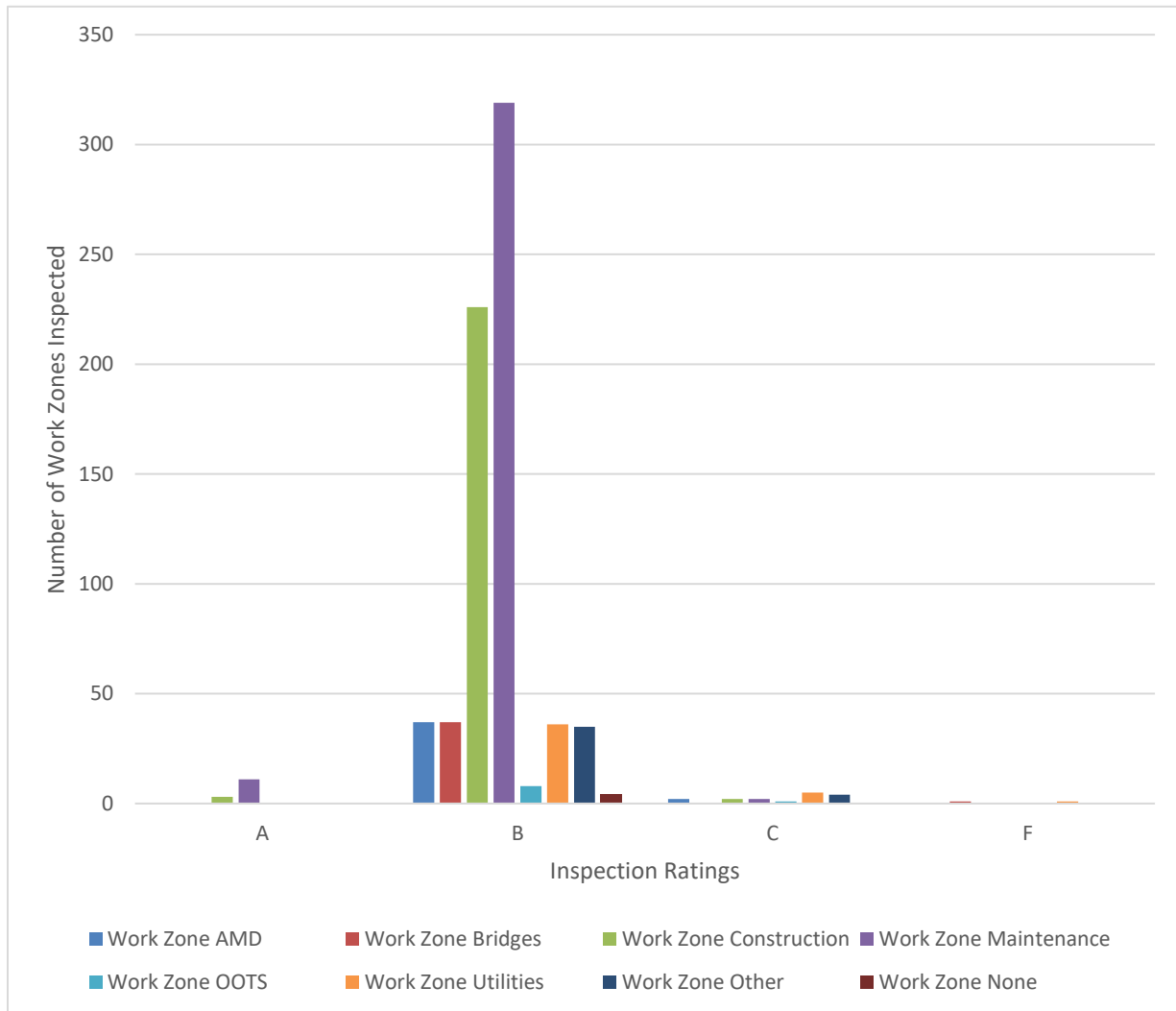
**WZTC Ratings Summary (District - 6)
Jan - Dec 2022**



Ratings	Different WZ Types								Grade Totals
	AMD	Bridges	Construction	Maintenance	OOTS	Utilities	Other	None	
A	0	6	27	2	0	1	0	3	39
B	0	42	193	66	3	215	9	16	544
C	0	2	9	5	3	49	1	1	70
F	0	0	0	0	0	11	1	1	13
TOTALS									
Total Inspections	0	50	229	73	6	276	11	21	666
Avg Score	0	3.08	3.08	2.96	2.5	2.71	2.64	2.95	

Total Average	2.89
---------------	------

WZTC Ratings Summary (District - 7)
Jan - Dec 2022



Ratings	Different WZ Types								Grade Totals
	AMD	Bridges	Construction	Maintenance	OOTS	Utilities	Other	None	
A	0	0	3	11	0	0	0	0	14
B	37	37	226	319	8	36	35	4	702
C	2	0	2	2	1	5	4	0	16
F	0	1	0	0	0	1	0	0	2
TOTALS									
Total Inspections	39	38	231	332	9	42	39	4	734
Avg Score	2.95	2.92	3	3.03	2.89	2.81	2.9	3	

Total Average	2.99
---------------	------