

# Work Zone Traffic Control Inspection Ratings Report 2024

## State Maintained Highway System - IS, US, MD



Prepared By

**Traffic Development and Support Division  
Office of Traffic and Safety**

TABLE OF CONTENTS

Summary..... 1

    Inspection Ratings..... 1

    Concerns..... 1

Work Zone Traffic Control Inspection Rating Results..... 2

    Average District WZTC Setup Inspection Ratings For All Types of Work..... 3

    District 1 WZTC Ratings..... 4

    District 2 WZTC Ratings..... 5

    District 3 WZTC Ratings..... 6

    District 4 WZTC Ratings..... 7

    District 5 WZTC Ratings..... 8

    District 6 WZTC Ratings..... 9

    District 7 WZTC Ratings..... 10

### SUMMARY

This report is intended to evaluate the performance of the Maryland State Highway Administration (SHA) and track our progress toward safer work zones. Our aim is to have continuous improvement in this important area.

#### Inspection Ratings

This report summarizes the work zone traffic control inspection ratings for all Districts. The Maryland State Highway Administration (SHA) conducted approximately **6749** work zone traffic control inspections in 2024. The inspections show that the average overall rating for all the Districts is “**B**”.

#### Concerns

---

***“Some 12 people lost their lives in construction/maintenance work zone crashes in Maryland in 2024.”***

---

The following is a summary of the main concerns related to temporary traffic control (TTC) setups based on the review of inspection reports and discussions with TTC inspectors’ group.

##### **Signs**

- SHA Typical or TCP not followed
- Poor reflectivity
- Wrong sign type
- Improper sign legend (dirty, damaged)
- Incorrect message
- Inappropriate/contradictory signs not covered/removed
- Improper sign support
- Omitted Signs

##### **Arrow Panels**

- Missing arrow panel
- Missing bulbs

##### **Portable Variable Message Signs**

- Incorrect, non-relevant message
- Malfunctioning elements (LCDs)

##### **Channelizing devices**

- Incorrect spacing
- Damaged, dirty or non-reflective
- Missing or poor reflectivity

##### **General**

- Traffic control devices used are not NCHRP-350 approved
- Incorrect taper
- Improper barrier end treatment
- Use of non-certified flagger or no flaggers
- Non-standard pavement markings
- Mowers without lights and traveling against traffic

## WORK ZONE TRAFFIC CONTROL (WZTC) INSPECTION RATING RESULTS

**“SHA conducted approximately 6749 work zone traffic control inspections in 2024.”**

In 2024, the Maryland State Highway Administration (SHA) conducted approximately **6749** work zone traffic control inspections. Typically, SHA District inspectors performed these inspections. In some cases, traffic engineers in the Districts and/or the Office of Traffic & Safety were also involved in these inspections. The inspections were performed for different types of work zones, but primarily for AMD, bridges, construction, etc.

The following is a listing of projects/jobs, the approximate number of inspections that were recorded for each, and the corresponding rating.

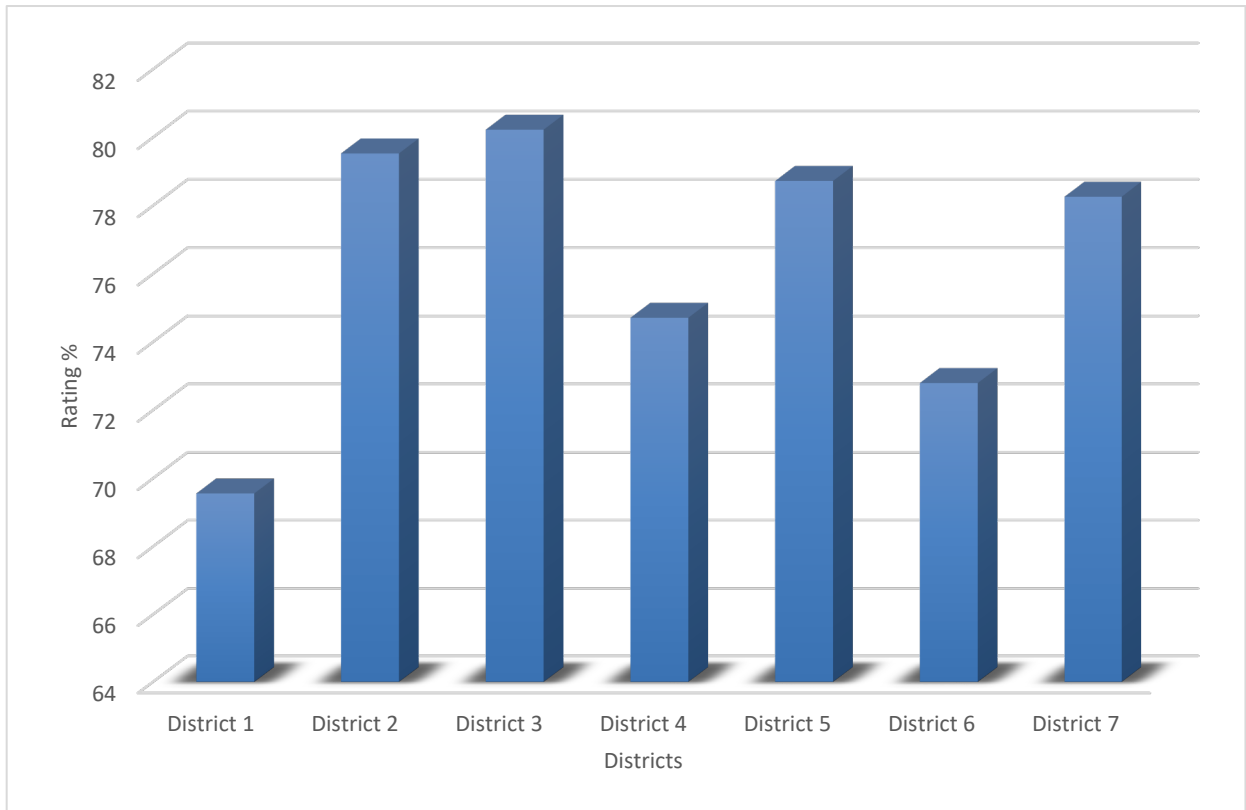
**“The average overall rating for all the Districts is ‘B’.”**

Type of Work	Number of Inspections*	Rating
AMD	<b>26</b>	<b>B</b>
Bridge	<b>551</b>	<b>B</b>
Construction	<b>2894</b>	<b>B</b>
Landscape	<b>6</b>	<b>B</b>
Maintenance	<b>946</b>	<b>B</b>
OOTS	<b>117</b>	<b>B</b>
Utilities	<b>1913</b>	<b>B</b>
Other	<b>296</b>	<b>B</b>
<b>* TOTAL</b>	<b>6749</b>	<b>B</b>

Inspectors will rank the work zone based on safety and temporary traffic control standards. The rating system ranges from 0 to 4. Each number represents a letter grade. A (3.5 - 4) Exceeds State of MD standard | B (2.5 - 3.49) Meets State of MD standard | C (2.0 - 2.49) Below State of MD standard | F (0) Fatal Flaw

This report summarizes the ratings received by the different types of work zones in each District. The goal was to achieve an overall minimum grade of “B” in each District. The inspections have revealed that the overall ratings in the Districts range from “**2.91** to **3.13**”. The average overall rating for all the Districts is “**B**” (similar to 2023 rating results).

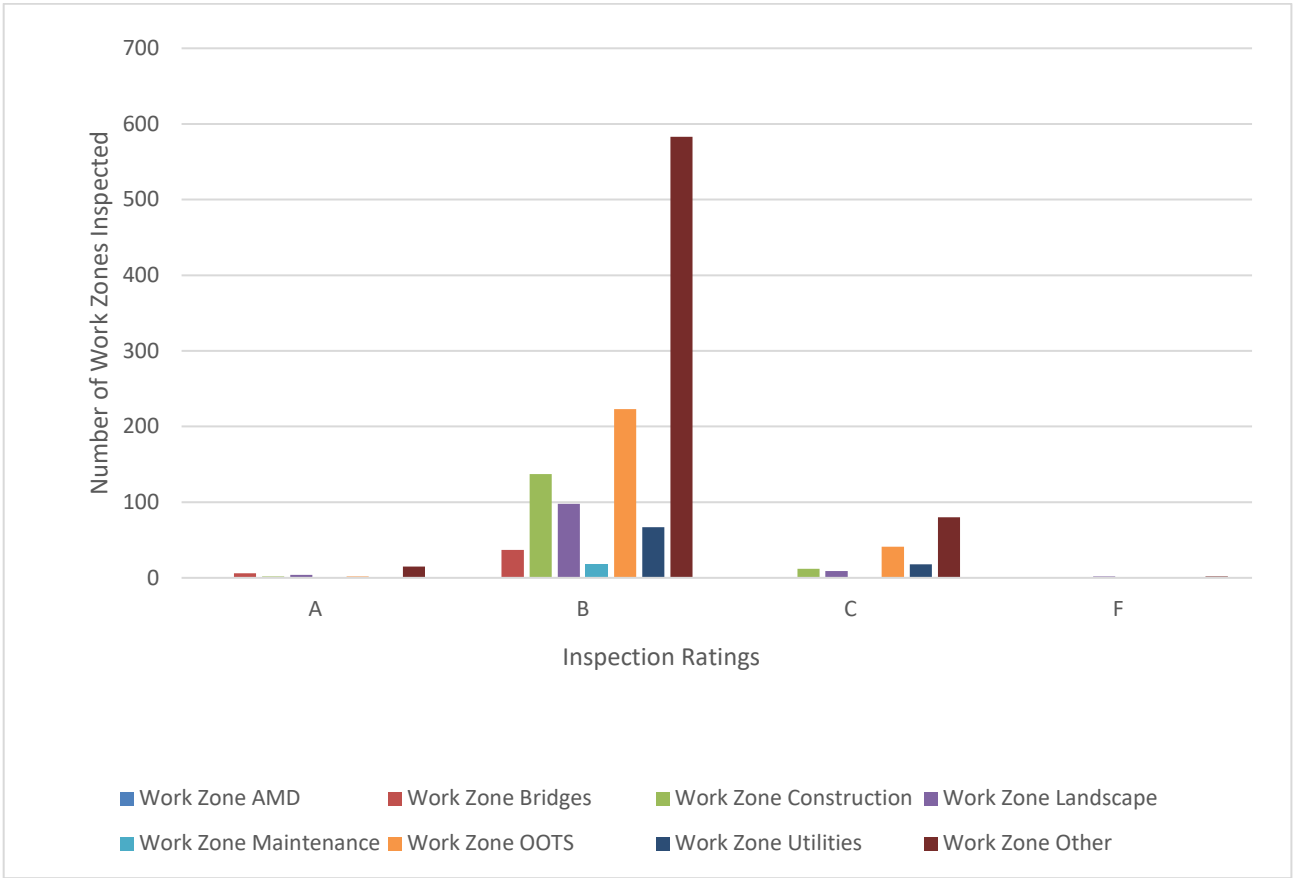
**AVERAGE DISTRICT WZTC SETUP INSPECTION RATINGS FOR ALL TYPES OF  
WORK, JANUARY - DECEMBER 2024**



DISTRICTS	RATING %
DISTRICT 1	69.56
DISTRICT 2	79.53
DISTRICT 3	80.23
DISTRICT 4	74.71
DISTRICT 5	78.72
DISTRICT 6	72.80
DISTRICT 7	78.26

GRADE LETTER	RANGE %
A	87.50 - 100
B	62.50 - 87.25
C	50.00 - 62.25
F	0

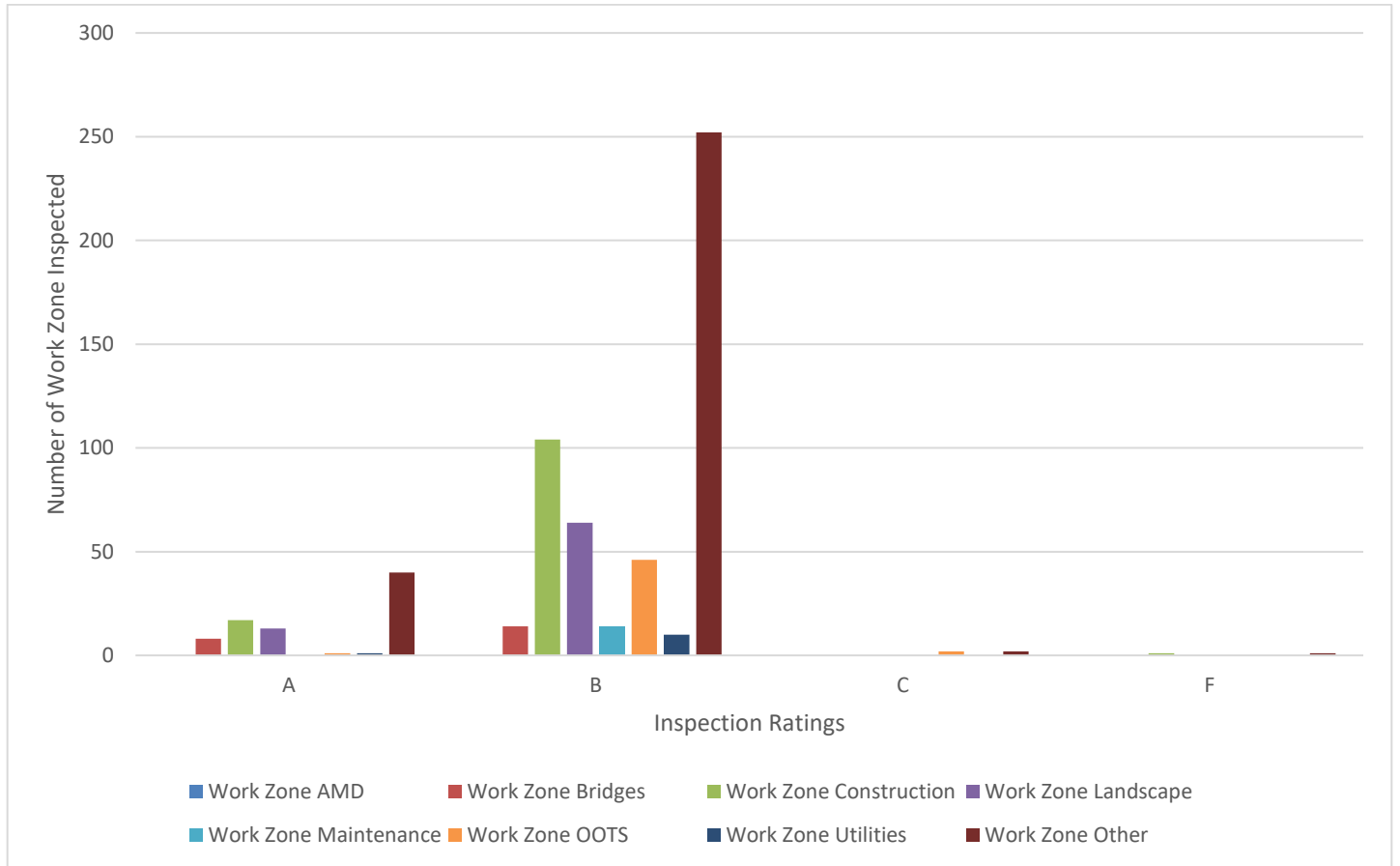
WZTC Ratings Summary (District - 1)  
Jan - Dec 2024



Work Zone	Different WZ Types								Grade Totals
	AMD	Bridges	Construction	Landscape	Maintenance	OOTS	Utilities	Other	
A	0	6	2	0	4	0	2	1	15
B	0	37	137	3	98	18	223	67	583
C	0	0	12	0	9	0	41	18	80
F	0	0	0	0	2	0	0	0	2
TOTALS									
Total Inspections	0	43	151	3	113	18	266	86	680
Total Points	0	132.08	417.72	8.8	319.78	51.33	727.64	234.62	1891.97
Avg Score	0	3.07	2.77	2.93	2.83	2.85	2.74	2.73	

Average	2.78
---------	------

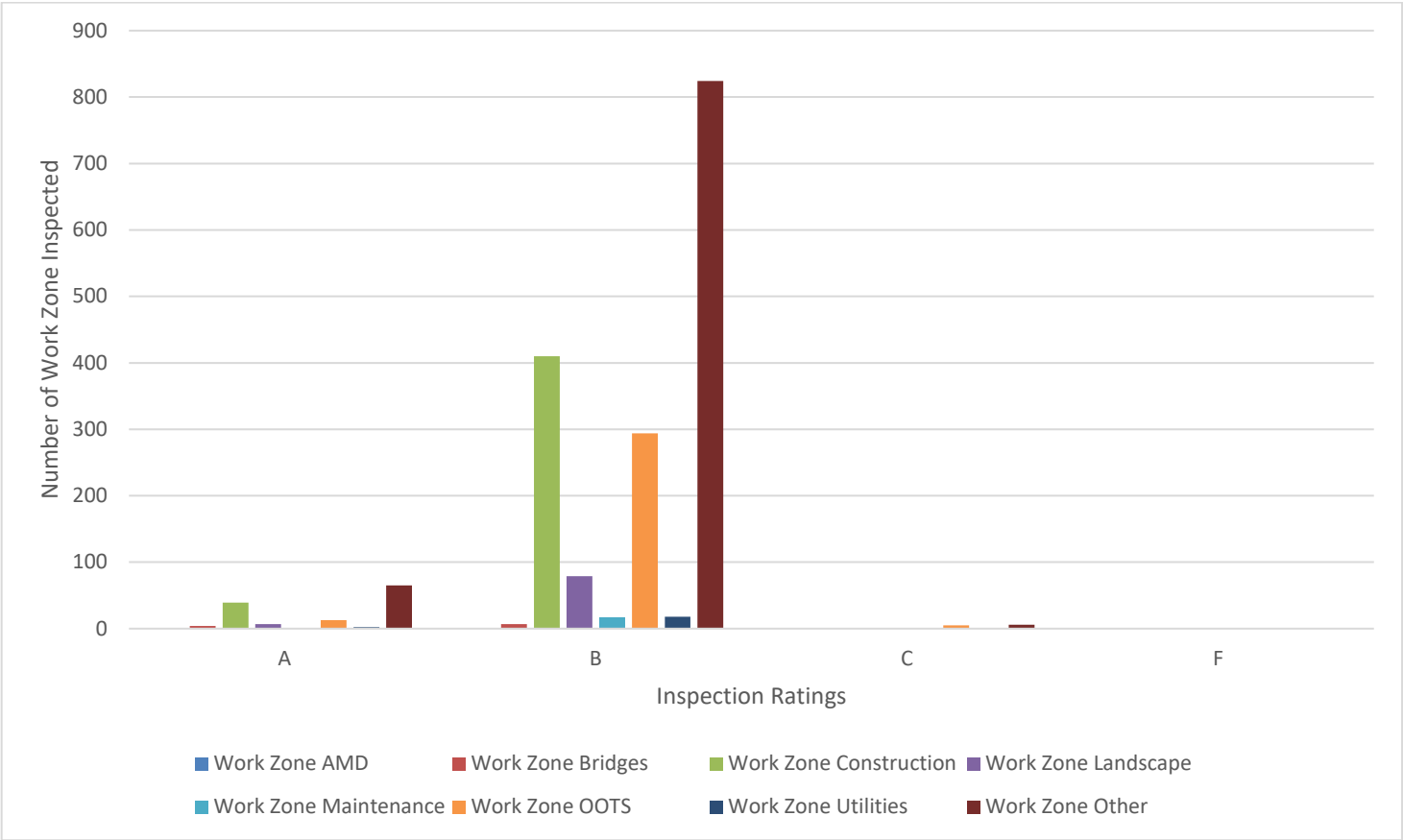
WZTC Ratings Summary (District - 2)  
Jan - Dec 2024



Work Zone	Different WZ Types								Grade Total
	AMD	Bridges	Construction	Landscape	Maintenance	OOTS	Utilities	Other	
A	0	8	17	0	13	0	1	1	40
B	0	14	104	0	64	14	46	10	252
C	0	0	0	0	0	0	2	0	2
F	0	0	1	0	0	0	0	0	1
<b>TOTALS</b>									
Total Inspections	0	22	122	0	77	14	49	11	295
Total Points	0	72.83	392.02	0	247.92	43.99	147.49	34.21	938.46
Avg Score	0	3.31	3.21	0	3.22	3.14	3.01	3.11	

Average	3.18
---------	------

WZTC Ratings Summary (District - 3)  
Jan - Dec 2024

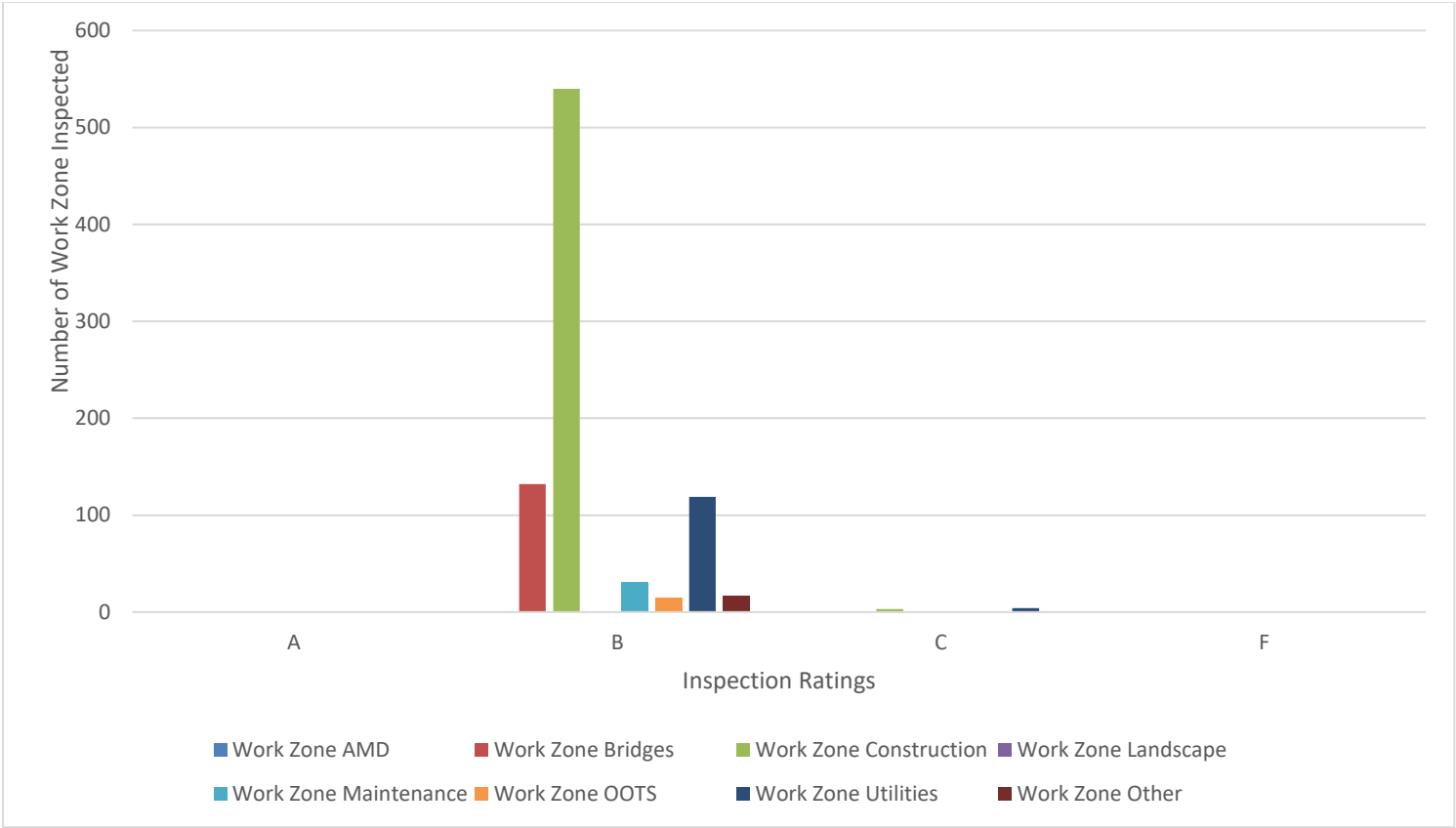


Work Zone	Different WZ Types								Grade Totals
	AMD	Bridges	Construction	Landscape	Maintenance	OOTS	Utilities	Other	
A	0	4	39	0	7	0	13	2	65
B	0	7	410	0	79	16	294	18	824
C	0	0	1	0	0	0	5	0	6
F	0	0	0	0	0	0	0	0	0
TOTALS									
Total Inspections	0	11	450	0	86	16	312	20	895
Total Points	0	36.66	1460.31	0	276.91	51.2	982.67	64.4	2872.15
Avg Score	0	3.33	3.25	0	3.22	3.2	3.15	3.22	

Average	3.21
---------	------



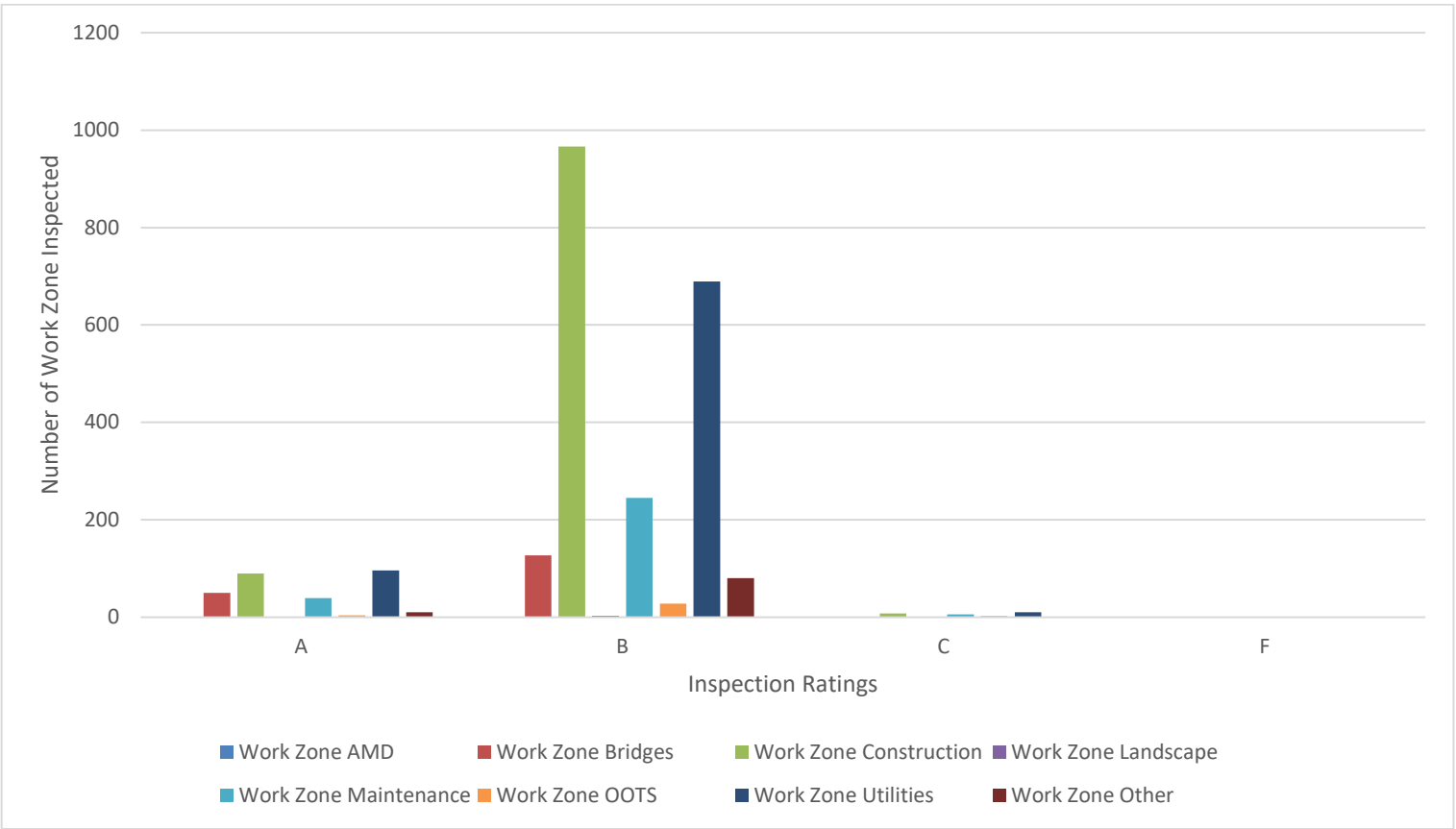
WZTC Ratings Summary (District - 4) Jan - Dec 2024



Work Zone	Different WZ Types								Grade Totals
	AMD	Bridges	Construction	Landscape	Maintenance	OOTS	Utilities	Other	
A	0	0	0	0	0	0	0	0	0
B	1	132	540	0	31	15	119	17	855
C	0	1	3	0	0	0	4	0	8
F	0	0	1	0	0	0	0	0	1
TOTALS									
Total Inspections	1	133	544	0	31	15	123	17	864
Total Points	3	398	1627	0	93	45	365	51	2582
Avg Score	3	2.99	2.99	0	3	3	2.97	3	

Average	2.99
---------	------

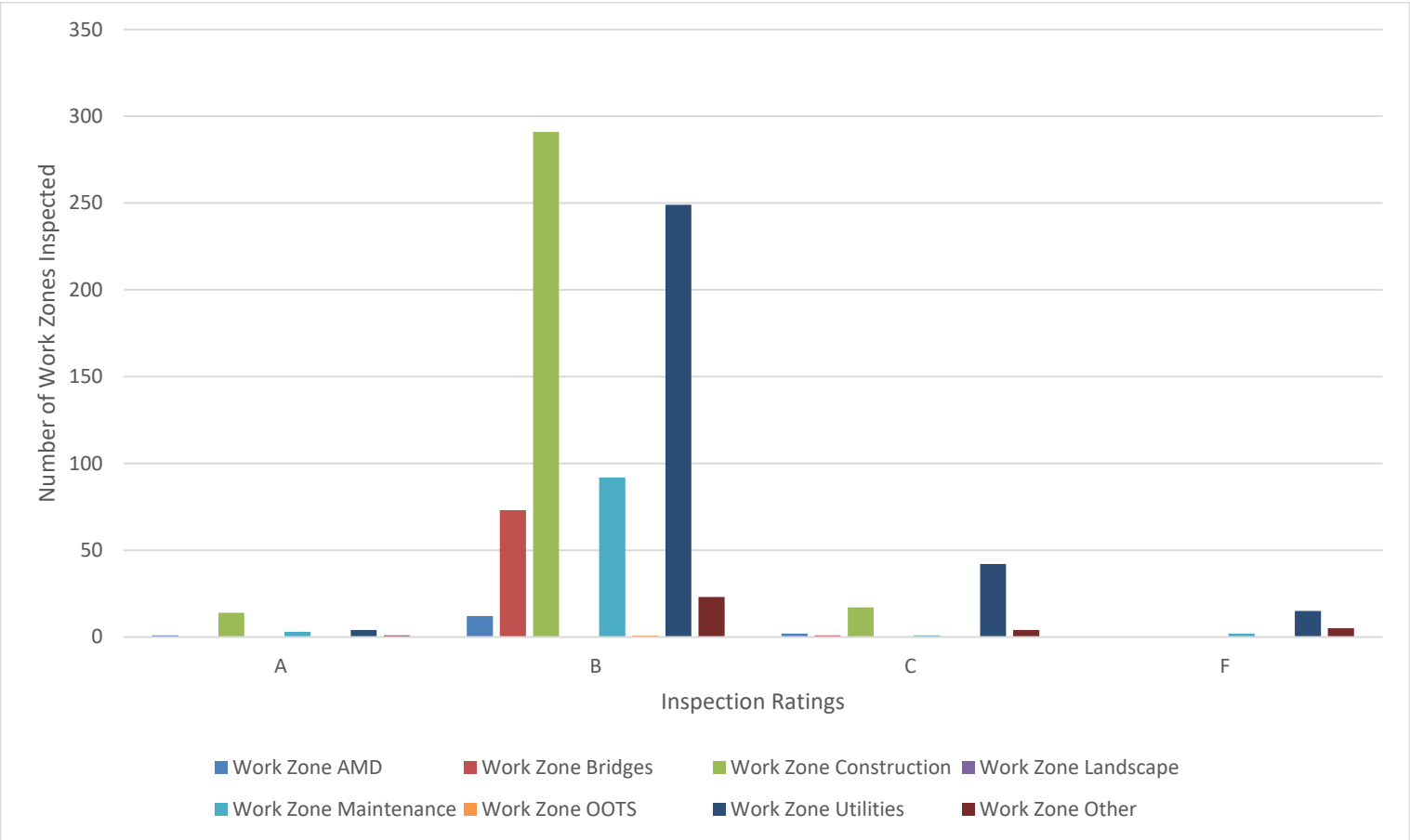
WZTC Ratings Summary (District - 5)  
Jan - Dec 2024



Work Zone	Different WZ Types								Grade Totals
	AMD	Bridges	Construction	Landscape	Maintenance	OOTS	Utilities	Other	
A	0	50	90	0	39	4	96	10	289
B	0	127	966	2	245	28	689	80	2137
C	0	0	8	0	6	3	10	0	27
F	0	0	0	0	0	0	1	0	1
TOTALS									
Total Inspections	0	177	1064	2	290	35	796	90	2454
Total Points	0	579.92	3356.68	6.25	921.73	107.07	2478.56	277.38	7727.59
Avg Score	0	3.28	3.15	3.13	3.18	3.06	3.11	3.08	

Average	3.15
---------	------

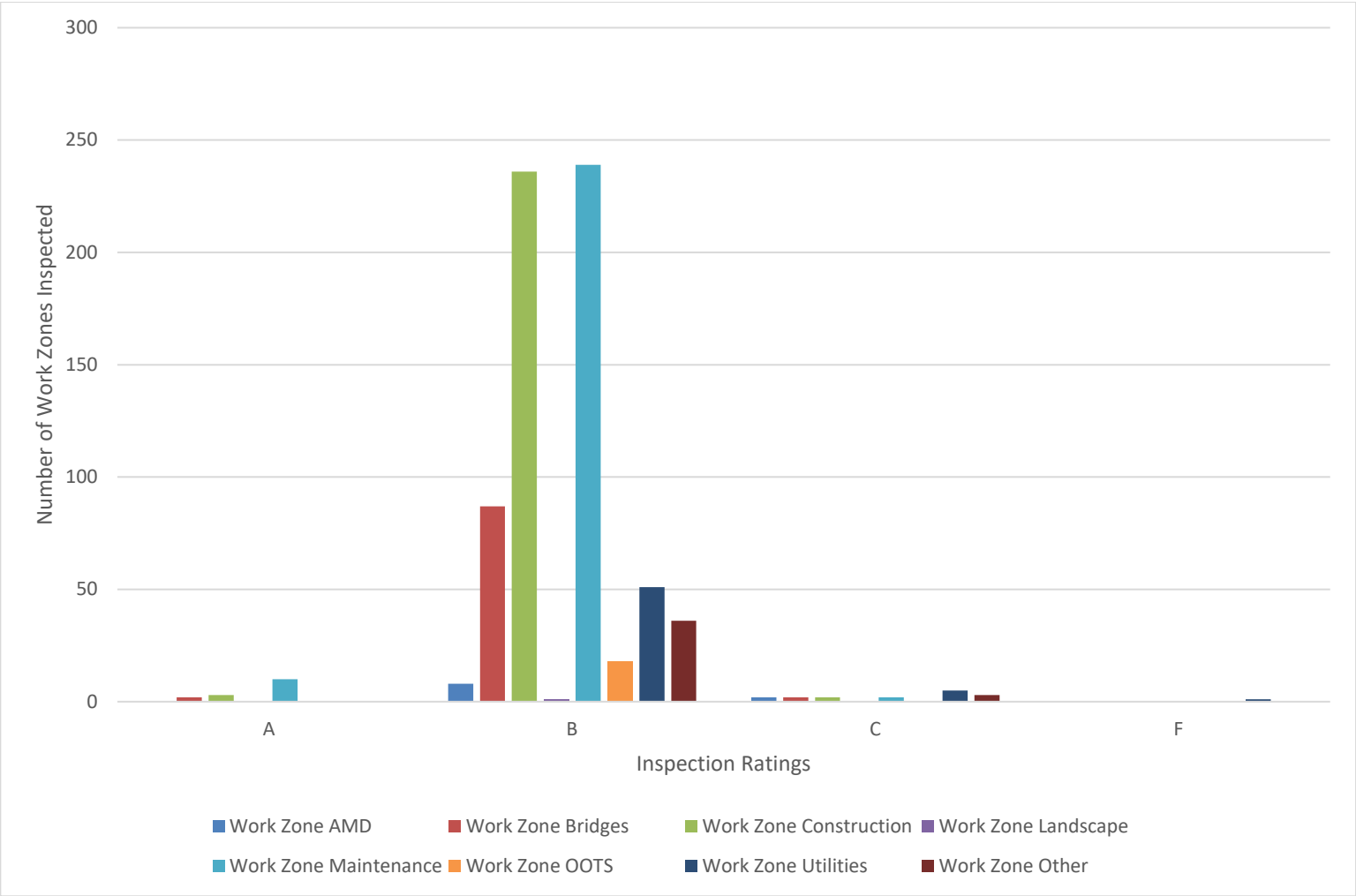
WZTC Ratings Summary (District - 6)  
Jan - Dec 2024



Work Zone	Different WZ Types								Grade Totals
	AMD	Bridges	Construction	Landscape	Maintenance	OOTS	Utilities	Other	
A	1	0	14	0	3	0	4	1	23
B	12	73	291	0	92	1	249	23	741
C	2	1	17	0	1	0	42	4	67
F	0	0	0	0	2	0	15	5	22
TOTALS									
Total Inspections	15	74	322	0	98	1	310	33	853
Total Points	44.65	224.43	991.28	0	292.75	3.14	844.09	83.49	2483.83
Avg Score	2.98	3.03	3.08	0	2.99	3.14	2.72	2.53	

Average	2.91
---------	------

WZTC Ratings Summary (District - 7)  
Jan - Dec 2024



Work Zone	Different WZ Types								Grade Totals
	AMD	Bridges	Construction	Landscape	Maintenance	OOTS	Utilities	Other	
A	0	2	3	0	10	0	0	0	15
B	8	87	236	1	239	18	51	36	676
C	2	2	2	0	2	0	5	3	16
F	0	0	0	0	0	0	1	0	1
TOTALS									
Total Inspections	10	91	241	1	251	18	57	39	708
Total Points	29.5	280.91	764.79	3.25	797.49	54.27	168.71	117.44	2216.36
Avg Score	2.95	3.09	3.17	3.25	3.18	3.02	2.96	3.01	

Average	3.13
---------	------