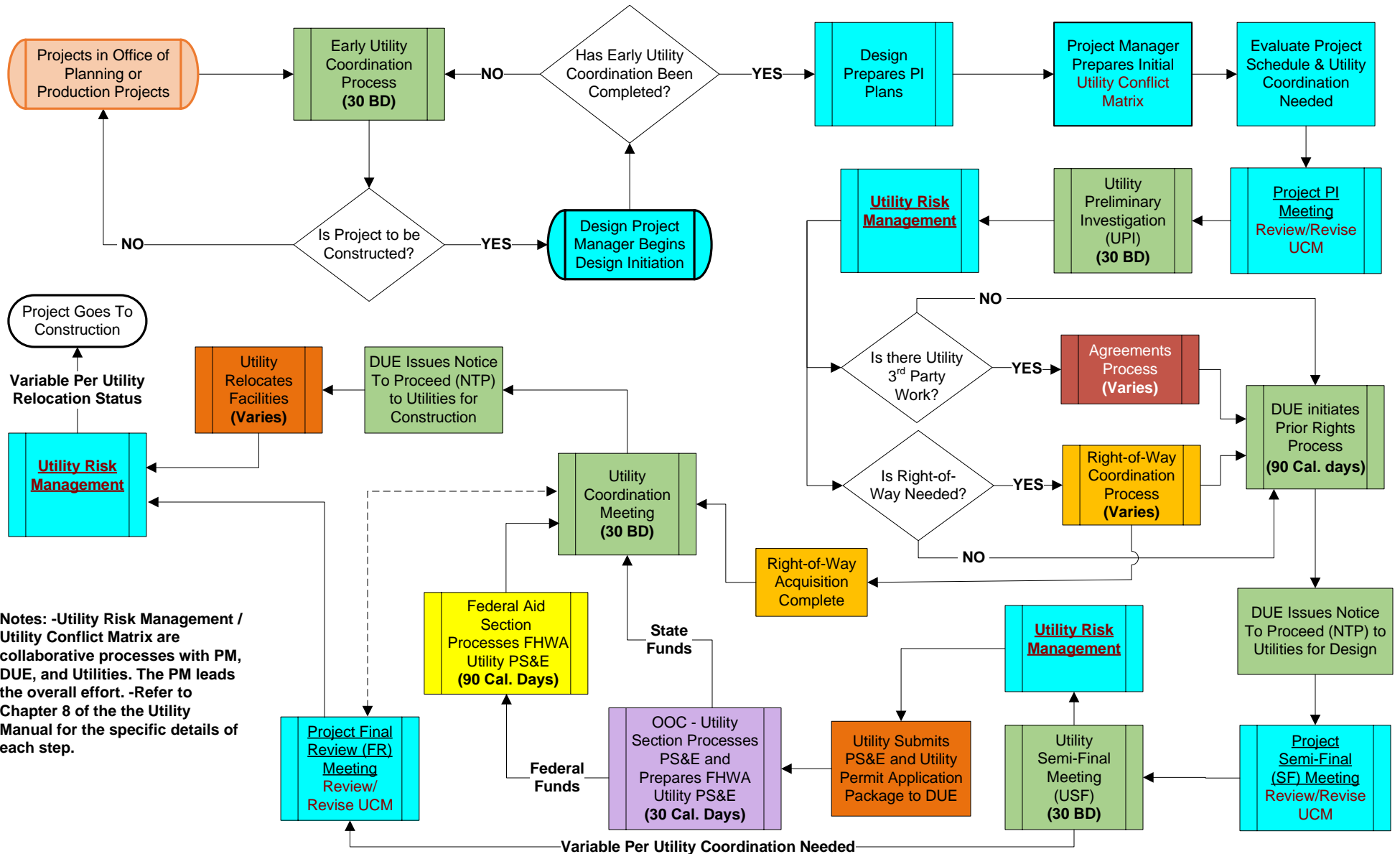










# Overview of SHA Project/Utility Coordination Process *Sejal Barot* 05/29/2024



Notes: -Utility Risk Management / Utility Conflict Matrix are collaborative processes with PM, DUE, and Utilities. The PM leads the overall effort. -Refer to Chapter 8 of the the Utility Manual for the specific details of each step.

	AGREEMENTS		STATEWIDE UTILITIES		FEDERAL-AID		RIGHT-OF-WAY
	PLANNING PM		DESIGN PM		UTILITY COMPANY		DISTRICT UTILITY ENGINEER

- Utility Risk Management**
- 1 Identify utility facilities and potential conflicts
  - 2 Develop Utility Conflict Matrix (UCM) and Vet with DUE & Utilities
  - 3 Develop resolution strategy(s)
  - 4 Implement the resolution(s)
  - 5 Track resolution progress (Revising/Updating the UCM)
  - 6 Repeat Steps 1 thru 5 until all conflicts resolved