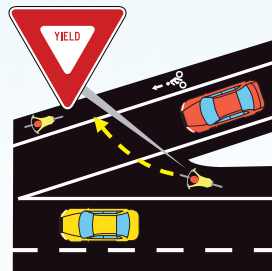


**13** Make yourself visible and be heard day or night.

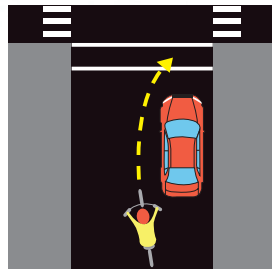
A flashing front light and taillight can make you more visible to drivers. Maryland law requires a bicycle to be equipped with a red reflector on the rear and a lamp on the front. Bicycles must be equipped with a bell or other device that can be heard from at least 100 feet. Check the local ordinance for additional requirements.

**14** Use caution crossing ramps.

Yield to traffic entering or exiting the roadway.

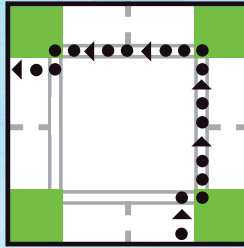


**15** Pass on the left when overtaking a stopped, slow moving or right turning vehicle.

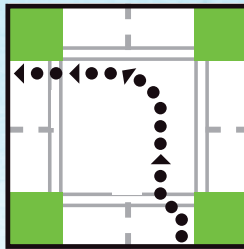


**16** There are three ways for a bicyclist to make a left turn:

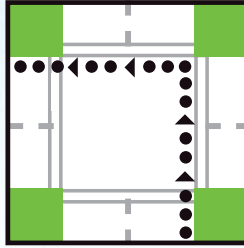
Ride straight to crosswalk, dismount, and walk your bike across the street in the crosswalk.



Signal to motorists you are turning left, move into left lane or left side of lane, and then turn yielding to oncoming traffic.



Move forward through the intersection keeping to the far right, stop when you are clear of traffic, and turn left. Proceed through intersection obeying any traffic signs.



**17** Wear a helmet correctly.

Helmets are required by law for anyone under 16 (some local jurisdictions have additional rules), but everyone should wear a helmet to prevent a head injury. Your helmet should be level and snug and should not shift while riding.

# WE'RE ON THIS ROAD TOGETHER

Motorists and bicyclists should look out for each other and expect and respect each other on the road. When we all drive safely and are considerate of others, it's easy to share the road!



For specific laws pertaining to bicyclists and other bicycle information, please visit:  
[roads.maryland.gov/bicycleinfo](http://roads.maryland.gov/bicycleinfo) and  
[cycle.maryland.gov](http://cycle.maryland.gov)  
Email questions to [bikes@sha.state.md.us](mailto:bikes@sha.state.md.us)

Larry Hogan, Governor  
Pete K. Rahn, Secretary  
Maryland Department of Transportation (MDOT)  
Gregory Slater, Administrator  
MDOT's State Highway Administration



Maryland Department of Transportation  
Maryland State Highway Administration  
707 N. Calvert Street  
Baltimore, MD 21202

1-800-252-8776

[roads.maryland.gov](http://roads.maryland.gov)

This publication is available in alternate formats upon request.

# WE'RE ON THIS ROAD TOGETHER

A BICYCLIST'S GUIDE TO SHARING THE ROAD SAFELY



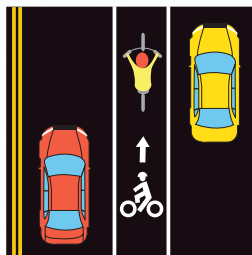
# SAFETY TIPS & BEST PRACTICES

- 1** Under Maryland law bicycles are defined as vehicles. Bicyclists, even children, have the same rights and responsibilities as drivers of motor vehicles.



Obey the rules of the road including all traffic signals, regulatory signs and pavement markings.

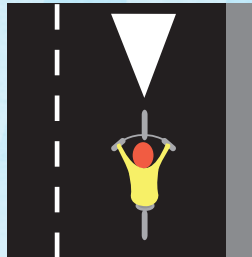
- 2** You must use marked bike lanes when available, except when making turns or when it is unsafe to do so.



When traveling next to parked cars, stay alert and position yourself to avoid impact if vehicle doors open.

- 3** Stay alert, avoid distractions and keep both hands on the handlebars while cycling.

Maryland law prohibits using headphones (ear buds) and hand-carrying objects while operating a bicycle.



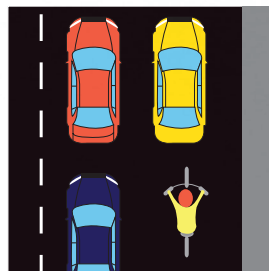
- 4** Bicycles may use any portion of the lane on roads posted with a speed limit of 50 mph or lower where there is no shoulder or if the travel lane is narrow.

Bicyclists traveling on roads posted with a speed limit greater than 50 mph must use the shoulder unless specifically prohibited. Bicycles are generally prohibited on controlled access freeways and interstates.



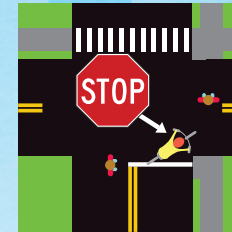
- 5** Ride with traffic, never against it.

Ride in a predictable manner, on the right side of the road.



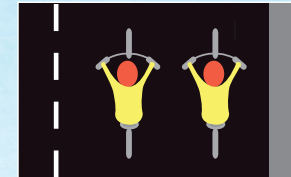
- 6** Stop for pedestrians.

Avoid collisions with pedestrians and warn pedestrians of your presence.



- 7** Never ride more than two abreast on a roadway.

If impeding traffic, ride single file.



- 8** Sharrows are a guide to help you determine positioning in a shared use lane.



- 9** Ride defensively!

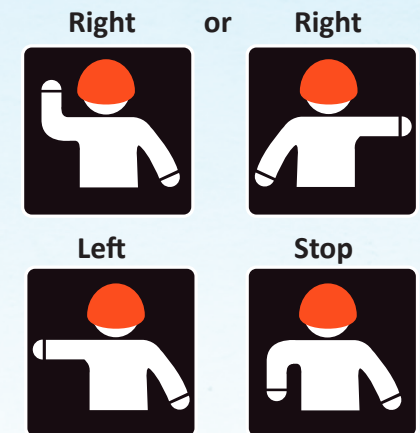
Be aware of your surroundings and expect the unexpected. Watch for cars pulling out of driveways. Stay alert for road hazards such as potholes, drainage grates and wet leaves.



- 10** Do not attach yourself to any vehicle on a roadway.

Towing or clinging is against the law.

- 11** Use hand signals when turning or stopping to let motorists know your intentions.



(View from back)

- 12** Maryland law generally restricts bicycle use on sidewalks, except in areas allowed by local ordinance or bike path designation.

Check local ordinances for specific rules.

